

HM Young Offender Institution



HMY01 Huntercombe

Summary of Questionnaires and Interviews
23 – 24 November 2009



HMYOI Huntercombe

Survey methodology

A voluntary, confidential and anonymous survey of a representative proportion of the population of children and young people (15–18 years) was carried out by HM Inspectorate of Prisons as part of an annual report on the young people's estate.

Choosing the sample size

At the time of the survey on 23 November 2009, the population of young people at HMYOI Huntercombe was 252. Questionnaires were offered to 106 young people, which represented 42% of the population.

Completion of the questionnaire was voluntary. Refusals were noted and no attempts were made to replace them.

Interviews were carried out with any respondents with literacy difficulties. In total, two respondents were interviewed.

Methodology

Every attempt was made to distribute the questionnaires to each respondent on an individual basis. This gave researchers an opportunity to explain the independence of the Inspectorate and the purpose of the questionnaire, as well as to answer questions.

All completed questionnaires were confidential – only members of the Inspectorate saw them. In order to ensure confidentiality, respondents were asked to do one of the following:

- have their questionnaire ready to hand back to a member of the research team at a specified time
- to seal the questionnaire in the envelope provided and hand it to a member of staff, if they were agreeable, or
- to seal the questionnaire in the envelope provided and leave it in their room for collection.

Respondents were not asked to put their names on their questionnaire, although their responses could be identified back to them in line with child protection requirements.



Response rates

In total, 91 respondents completed and returned their questionnaires. This represented 36% of children and young people in the establishment at the time. The response rate from the sample was 85%.

Five respondents refused to complete a questionnaire, six questionnaires were not returned and four were returned blank.

Comparisons

The following document details the results from the survey. All missing responses are excluded from the analysis. All data from each establishment has been weighted, in order to mimic a consistent percentage sampled in each establishment.

Presented alongside the results from this survey are the comparator figures for all children and young people surveyed in young offender institutions. This comparator is based on all responses from surveys carried out in all 12 male establishments since 2008.

An additional document shows significant differences between the responses of young people from black and minority ethnic backgrounds and young people from white backgrounds, and significant differences between young Muslims and young non-Muslims.

In all the above documents, statistically significant differences are highlighted. Statistical significance merely indicates whether there is a real difference between the figures; that is, the difference is not due to chance alone. Results that are significantly better are indicated by green shading, results that are significantly worse are indicated by blue shading, and where there is no significant difference there is no shading. Orange shading has been used to show a significant difference in demographic background details.



Summary





In addition, a summary of the survey results has been included, which shows a breakdown of responses for each question. Percentages have been rounded and therefore may not add up to 100%.

No questions have been filtered within the summary so all percentages refer to responses from the entire sample. The percentages for certain responses within the summary, for example, 'not sentenced' options across questions, may differ slightly. This is due to different response rates across questions, meaning that the percentages have been calculated out of different totals (all missing data is excluded). The actual numbers will match up as the data is cleaned to be consistent.

Percentages shown in the summary may differ by 1 or 2% from that shown in the comparison data as the comparator data has been weighted for comparison purposes.

Survey responses from children and young people: HMYOI Huntercombe 2009

Survey responses (missing data has been excluded for each question). Please note: where there are apparently large differences, which are not indicated as statistically significant, this is likely to be due to chance. NB: This document shows a comparison between the responses from all young people surveyed in this establishment with all young people surveyed for the comparator.

Key to tables		HMYOI Huntercombe	Young people's comparator
	Any percentage highlighted in green is significantly better than the comparator.		
	Any percentage highlighted in blue is significantly worse than the comparator.		
	Any percentage highlighted in orange shows a significant difference in demographic details.		
	Percentages which are not highlighted show there is no significant difference.		
Number of completed questionnaires returned		91	1009
SECTION 1: ABOUT YOU (Not tested for significance)			
1.1	Are you 18 years of age?	23%	8%
1.2	Are you a foreign national?	6%	3%
1.3	Is English your first language?	84%	93%
1.4	Are you from a minority ethnic group (including all those who did not tick white British, white Irish or white other category)?	59%	28%
1.5	Do you consider yourself to be Gypsy/Romany/Traveller?	8%	7%
1.6	Are you Muslim?	25%	10%
1.7	Do you have any children?	15%	13%
SECTION 2: ABOUT YOUR SENTENCE (Not tested for significance)			
2.2	Are you sentenced?	100%	73%
2.3	Is your sentence 12 months or less?	40%	35%
2.4	Do you have less than six months to serve?	66%	47%
2.5	Have you been in this prison less than a month?	15%	24%
2.6	Is this the first time that you have been in a YOI, secure children's home or secure training centre?	31%	43%
2.7	Have you been to any other YOI during this sentence?	58%	23%
SECTION 3: COURTS, TRANSFERS AND ESCORTS			
For your most recent journey, either to or from court, or between prisons, we want to know:			
3.1	Was the van clean?	41%	47%
3.2	Was the van comfortable?	12%	11%
3.3	Did you feel safe?	72%	76%

3.4	Did you travel with any adults (over 18) or anyone of a different gender?	28%	33%
3.5	Did you spend more than four hours in the van?	8%	4%
For those who spent two hours or more in the escort van:			
3.6	Were you offered a toilet break if you needed it?	7%	17%
3.7	Were you offered anything to eat or drink?	15%	39%
3.8	Were you treated well/very well by the escort staff?	47%	61%
3.9	Did someone tell you where you were going when you left court?	73%	79%
3.10	Did you receive written information about where you were going when you left court?	12%	4%
SECTION 4: YOUR FIRST FEW DAYS HERE			
4.1	Were you in reception for less than two hours?	77%	75%
4.2	Were you seen by a member of healthcare staff in reception?	90%	86%
4.3	When you were searched was this carried out in an understanding way?	84%	82%
4.4	Were you treated well/very well in reception?	65%	71%
When you first arrived, did staff ask if you needed help or support with any of the following:			
4.5a	Not being able to smoke?	48%	61%
4.5b	Loss of property?	14%	22%
4.5c	Housing problems?	17%	20%
4.5d	Needing protection from other young people?	20%	22%
4.5e	Letting family know where you are?	61%	62%
4.5f	Money worries?	13%	18%
4.5g	Feeling low/upset/needing someone to talk to?	31%	44%
4.5h	Health problems?	56%	55%
4.5i	Getting phone numbers?	42%	43%
4.6	Did you have any problems when you first arrived?	73%	75%
When you first arrived, did you have problems with any of the following:			
4.6a	Not being able to smoke?	48%	50%
4.6b	Loss of property?	15%	10%
4.6c	Housing problems?	19%	11%
4.6d	Needing protection from other young people?	7%	5%
4.6e	Letting family know where you were?	25%	23%
4.6f	Money worries?	14%	15%
4.6g	Feeling low/upset/needing someone to talk to?	8%	19%
4.6h	Health problems?	12%	11%
4.6i	Getting phone numbers?	35%	25%

When you first arrived, were you given any of the following:			
4.7a	A reception pack?	91%	75%
4.7b	The opportunity to have a shower?	33%	36%
4.7c	Something to eat?	86%	84%
4.7d	A free phone call to friends/family?	97%	82%
4.7e	Information about the PIN telephone system?	57%	65%
4.7f	Information about feeling low/upset?	37%	40%
Within your first 24 hours, did you have access to the following people or services:			
4.8a	The chaplain or religious leader?	52%	45%
4.8b	Someone from healthcare?	70%	63%
4.8c	A peer mentor, Listener or the Samaritans?	25%	19%
4.8d	The prison shop/canteen?	18%	14%
4.9	Did you feel safe on your first night here?	84%	82%
For those who had an induction:			
4.10	Did you go on an induction course within your first week?	78%	78%
4.11	Did the induction course cover everything you needed to know about the establishment?	58%	70%
SECTION 5: DAILY LIFE HERE			
5.1	Can you normally have a shower every day if you want to?	40%	66%
5.2	Is your cell call bell normally answered within five minutes?	22%	31%
5.3	Do you find the food here good/very good?	19%	22%
5.4	Does the shop/canteen sell a wide enough variety of products?	40%	43%
5.5	Is it easy/very easy for you to attend religious services?	63%	58%
5.6a	Do you feel your religious beliefs are respected?	62%	48%
5.6b	Can you speak to a religious leader in private if you want to?	75%	64%
5.7a	Is there a member of staff you can turn to with a problem?	58%	73%
5.7b	Do most staff treat you with respect?	64%	72%
SECTION 6: HEALTHCARE			
6.1	Do you think the overall quality of the healthcare is good/very good?	59%	60%
6.2a	Is it easy for you to see the doctor?	59%	52%
6.2b	Is it easy for you to see the nurse?	76%	73%
6.2c	Is it easy for you to see the dentist?	49%	27%
6.2d	Is it easy for you to see the optician?	33%	24%
6.2e	Is it easy for you to see the pharmacist?	29%	31%

For those on medication:			
6.3	Have you had any problems getting your medication?	36%	33%
6.4a	Did you have any problems with alcohol when you first arrived?	9%	16%
6.4b	Do you have any problems with alcohol now?	3%	4%
6.4c	Have you received any help with any alcohol problems here?	7%	15%
6.5a	Did you have any problems with drugs when you first arrived?	27%	31%
6.5b	Do you have any problems with drugs now?	9%	8%
6.5c	Have you received any help with any drug problems here?	25%	28%
6.6	Is it easy/very easy to get illegal drugs here?	21%	22%
6.7	Do you feel you have any emotional or mental health problems?	18%	25%
If you feel you have emotional or mental health problems, are you being helped by any of the following:			
6.8a	Not getting any help	60%	40%
6.8b	Doctor?	14%	20%
6.8c	Nurse?	7%	22%
6.8d	Psychiatrist/psychologist?	20%	29%
6.8e	Counsellor?	0%	17%
SECTION 7: APPLICATIONS AND COMPLAINTS			
7.1	Do you know how to make an application?	90%	90%
7.2	Is it easy to make an application?	80%	84%
For those who have made an application:			
7.3a	Do you feel applications are sorted out fairly?	59%	70%
7.3b	Do you feel applications are sorted out promptly (within seven days)?	42%	61%
7.4	Do you know how to make a complaint?	88%	80%
7.5	Is it easy to make a complaint?	70%	70%
For those who have made a complaint:			
7.6a	Do you feel complaints are sorted out fairly?	38%	40%
7.6b	Do you feel complaints are sorted out promptly (within seven days)?	40%	49%
7.6c	Have you ever been encouraged to withdraw a complaint?	20%	28%
Can you speak to the following people when you need to:			
7.7a	A peer mentor or Listener?	39%	37%
7.7b	A member of the IMB (Independent Monitoring Board)?	42%	33%
7.7c	An advocate (an outside person to help you)?	42%	39%

SECTION 8: REWARDS, SANCTIONS AND DISCIPLINE			
8.1	Are you on the enhanced (top) level of the reward scheme?	13%	26%
8.2	Do you feel you have been treated fairly in your experience of the reward scheme?	31%	58%
8.3	Do the different levels make you change your behaviour?	40%	61%
8.4	Have you had a 'nicking' (adjudication) since you have been here?	70%	56%
Of those who have had a 'nicking' (adjudication):			
8.5	Was the 'nicking' (adjudication) process explained clearly to you?	86%	89%
8.6	Have you been physically restrained (C and R) since you have been here?	37%	29%
For those who had spent a night in the segregation/care and separation unit:			
8.7	Did the staff treat you well/very well?	47%	41%
SECTION 9: SAFETY			
9.1	Have you ever felt unsafe in this prison?	35%	30%
9.3	Has another young person or group of young people victimised (insulted or assaulted) you here?	23%	24%
If you have felt victimised by another young person/group of young people, did the incident involve:			
9.4a	Insulting remarks?	14%	14%
9.4b	Physical abuse?	8%	11%
9.4c	Sexual abuse?	0%	1%
9.4d	Racial or ethnic abuse?	3%	2%
9.4e	Your religious beliefs?	0%	2%
9.4f	Your disability?	1%	2%
9.4g	Drugs?	0%	2%
9.4h	Having your canteen/property taken?	3%	4%
9.4i	Because you were new here?	8%	9%
9.4j	Being from a different part of the country than others?	3%	5%
9.4k	Gang related issues?	7%	6%
9.4l	Your offence/crime?	3%	3%
9.6	Has a member of staff or group of staff victimised (insulted or assaulted) you here?	24%	21%
If you have felt victimised by a member of staff/group of staff, did the incident involve:			
9.5a	Insulting remarks?	16%	12%
9.5b	Physical abuse?	3%	4%
9.5c	Sexual abuse?	0%	1%
9.5d	Racial or ethnic abuse?	5%	3%
9.5e	Your religious beliefs?	1%	1%
9.5f	Your disability?	0%	1%

9.5g	Drugs?	1%	1%
9.5h	Having your canteen/property taken?	0%	2%
9.5i	Because you were new here?	5%	3%
9.5j	Being from a different part of the country than others?	0%	2%
9.5k	Gang related issues?	3%	3%
9.5l	Your offence/crime?	1%	3%
9.9	If you were being victimised by another young person or a member of staff would you be able to tell anyone about it?	51%	64%
9.10	If you did tell a member of staff that you were being victimised do you think it would be taken seriously?	33%	40%
9.11	Is shouting through the windows a problem here?	39%	43%
9.12	Have staff checked on you personally in the last week to see how you are getting on?	25%	40%
SECTION 10: ACTIVITIES			
10.1	Were you 14 or younger when you were last at school?	37%	40%
10.2a	Have you ever been excluded from school?	92%	88%
10.2b	Have you ever truanted from school?	72%	72%
Do you take part in any of the following:			
10.3a	Education?	73%	73%
10.3b	A job in this establishment?	25%	30%
10.3c	Vocational or skills training?	20%	31%
10.3d	Offending behaviour programmes?	10%	22%
For those who have taken part in the following activities while in this prison: do you think that they will help you when you leave prison?			
10.4a	Education?	55%	72%
10.4b	A job in this establishment?	47%	64%
10.4c	Vocational or skills training?	48%	64%
10.4d	Offending behaviour programmes?	27%	56%
10.5	Do you usually have association every day?	36%	54%
10.6	Do you go to the gym more than five times each week?	17%	9%
10.7	Can you usually go outside for exercise every day?	1%	33%
SECTION 11: KEEPING IN TOUCH WITH FAMILY AND FRIENDS			
11.1	Are you able to use the telephone every day?	26%	59%
11.2	Have you had any problems with sending or receiving letters or parcels?	40%	37%
11.3	Is it easy/very easy for your family and friends to visit you here?	35%	47%
11.4	Have you had two or more visits in the last month?	34%	47%

11.5	Do your visits start on time?	40%	51%
11.6	Are you and your visitors treated well/very well by visits staff?	44%	53%
SECTION 12: PREPARATION FOR RELEASE			
For those who have met their personal officer:			
12.1	Did you meet your personal officer within the first week?	41%	47%
12.2	Do you see your personal officer at least once a week?	48%	66%
12.3	Do you feel your personal officer has helped you?	48%	62%
12.4	Do you have a training plan?	49%	47%
For those with a training plan:			
12.5a	Were you involved in the development of your training plan?	47%	55%
12.5b	Do you understand the targets set in your training plan?	59%	71%
12.5c	Can you see your training plan when you want to?	28%	39%
12.6	Has your YOT worker been in touch since you arrived here?	88%	82%
12.7	Do you know how to get in touch with your YOT worker?	51%	60%
Please answer the following about your preparation for release:			
12.8a	Have you had a say in what will happen to you when you are released?	41%	41%
12.8b	Are you going to school or college on release?	62%	57%
12.8c	Do you have a job to go to on release?	20%	24%
Do you know who to contact for help with the following, in preparation for your release:			
12.9a	Finding accommodation?	47%	42%
12.9b	Getting into school or college?	56%	55%
12.9c	Getting a job?	51%	54%
12.9d	Help with money/finances?	39%	40%
12.9e	Help with claiming benefits?	32%	36%
12.9f	Continuing health services?	22%	29%
12.9g	Opening a bank account?	42%	39%
12.9h	Avoiding bad relationships?	28%	30%
Do you think you will have a problem with the following, when you are released:			
12.10a	Finding accommodation?	27%	24%
12.10b	Getting into school or college?	29%	26%
12.10c	Getting a job?	48%	47%
12.10d	Help with money/finances?	45%	34%
12.10e	Help with claiming benefits?	24%	26%
12.10f	Continuing health services?	12%	11%

12.10g	Opening a bank account?	15%	13%
12.10h	Avoiding bad relationships?	26%	19%
12.11	Is there anything you would still like help with before you are released?	40%	36%
For those who are sentenced:			
12.13	Do you want to stop offending?	88%	91%
12.14	Have you done anything, or has anything happened to you here that you think will make you less likely to offend in the future?	41%	50%

Diversity comparator: ethnicity/religion HMYOI Huntercombe 2009

Survey responses (missing data has been excluded for each question). Please note: where there are apparently large differences, which are not indicated as statistically significant, this is likely to be due to chance.

Key to tables		Black and minority ethnic young people	White young people	Muslim young people	Non-Muslim young people
<p>Any percentage highlighted in green is significantly better than the comparator.</p> <p>Any percentage highlighted in blue is significantly worse than the comparator.</p> <p>Any percentage highlighted in orange shows a significant difference in demographic details.</p> <p>Percentages which are not highlighted show there is no significant difference.</p>					
Number of completed questionnaires returned		54	37	22	68
1.2	Are you a foreign national?	9%	0%	18%	2%
1.3	Is English your first language?	75%	97%	55%	92%
1.4	Are you from a minority ethnic group? (including all those who did not tick white British, white Irish or white other category)			95%	47%
1.5	Do you consider yourself to be Gypsy/Romany/Traveller?	4%	14%	0%	11%
1.6	Are you Muslim?	40%	3%		
2.2	Are you sentenced?	100%	100%	100%	100%
2.6	Is this the first time that you have been in a YOI, secure children's home or secure training centre?	34%	27%	29%	32%
3.4	Did you travel with any adults (over 18) or anyone of a different gender?	30%	25%	28%	28%
3.8	Were you treated well/very well by the escort staff?	48%	46%	46%	48%
3.9	Did someone tell you where you were going when you left court?	80%	65%	76%	72%
4.3	When you were searched was this carried out in an understanding way?	85%	84%	90%	82%
4.4	Were you treated well/very well in reception?	70%	57%	67%	63%
4.9	Did you feel safe on your first night here?	74%	97%	71%	87%
4.11	Did the induction course cover everything you needed to know about the establishment?	55%	63%	53%	60%
5.1	Can you normally have a shower every day if you want to?	40%	40%	52%	37%
5.2	Is your cell call bell normally answered within five minutes?	17%	30%	23%	23%
5.3	Do you find the food here good/very good?	12%	29%	10%	22%
5.4	Does the shop/canteen sell a wide enough variety of products?	39%	41%	18%	47%
5.6a	Do you feel your religious beliefs are respected?	65%	56%	60%	63%
5.7a	Is there a member of staff you can turn to with a problem?	49%	73%	59%	59%
5.7b	Do most staff treat you with respect?	56%	78%	52%	68%
6.2a	Is it easy for you to see the doctor?	51%	71%	50%	62%
6.2b	Is it easy for you to see the nurse?	68%	89%	64%	80%
6.6	Is it easy/very easy to get illegal drugs here?	21%	20%	24%	20%
6.7	Do you feel you have any emotional or mental health problems?	14%	23%	20%	17%
7.2	Is it easy to make an application?	74%	89%	71%	82%
7.5	Is it easy to make a complaint?	69%	72%	66%	72%

8.1	Are you on the enhanced (top) level of the reward scheme?	12%	15%	6%	16%
8.2	Do you feel you have been treated fairly in your experience of the reward scheme?	25%	39%	26%	33%
8.3	Do the different levels make you change your behaviour?	31%	53%	53%	37%
8.4	Have you had a 'nicking' (adjudication) since you have been here?	71%	70%	67%	71%
8.5	Was the 'nicking' (adjudication) process explained clearly to you?	82%	91%	68%	92%
8.6	Have you been physically restrained (C and R) since you have been here?	30%	48%	30%	40%
9.1	Have you ever felt unsafe in this prison?	28%	44%	43%	33%
9.3	Has another young person or group of young people victimised you in this establishment?	20%	28%	19%	25%
If you have felt victimised by another young person/group of young people, did the incident involve:					
9.4d	Racial or ethnic abuse?	0%	6%	0%	3%
9.4e	Your religious beliefs?	0%	0%	0%	0%
9.6	Has a member of staff or group of staff victimised (insulted or assaulted) you here?	25%	22%	33%	21%
If you have felt victimised by a member of staff/group of staff members, did the incident involve:					
9.5d	Racial or ethnic abuse?	8%	0%	5%	4%
9.5e	Your religious beliefs?	2%	0%	5%	0%
9.9	If you were being victimised by another young person or a member of staff would you be able to tell anyone about it?	47%	58%	57%	48%
Do you take part in any of the following:					
10.3a	Education?	83%	57%	81%	69%
10.3b	A job in this establishment?	15%	40%	24%	25%
10.3c	Vocational or skills training?	19%	20%	24%	18%
10.3d	Offending behaviour programmes?	10%	11%	10%	11%
10.5	Do you usually have association every day?	29%	46%	24%	40%
10.6	Do you go to the gym more than five times each week?	17%	18%	19%	17%
10.7	Can you usually go outside for exercise every day?	2%	0%	0%	2%
11.1	Are you able to use the telephone every day?	23%	31%	24%	28%
11.2	Have you had any problems with sending or receiving letters or parcels?	42%	37%	38%	41%
11.3	Is it easy/very easy for your family and friends to visit you here?	28%	46%	24%	40%
12.3	Do you feel helped by your personal officer?	36%	63%	63%	45%
12.4	Do you have a training plan?	46%	54%	50%	50%
12.5b	Do you understand the targets set in your training plan?	61%	55%	53%	60%
12.14	Have you done anything or has anything happened to you here that you think will make you less likely to offend in the future?	38%	44%	52%	37%

Summary of survey results: HMYOI Brinsford 2009

SECTION 1: ABOUT YOU

Q1	How old are you?	
	15	7 (8%)
	16	17 (19%)
	17	46 (51%)
	18	21 (23%)
Q2	Are you a British citizen?	
	Yes	84 (94%)
	No	5 (6%)
Q3	Is English your first language?	
	Yes	72 (84%)
	No	14 (16%)
Q4	What is your ethnic origin?	
	White – British	33 (36%)
	White – Irish	2 (2%)
	White – other	2 (2%)
	Black or Black British – Caribbean	12 (13%)
	Black or Black British – African	16 (18%)
	Black or Black British – other	0 (0%)
	Asian or Asian British – Indian	0 (0%)
	Asian or Asian British – Pakistani	2 (2%)
	Asian or Asian British – Bangladeshi	4 (4%)
	Asian or Asian British – other	4 (4%)
	Mixed race – White and Black Caribbean	9 (10%)
	Mixed race – White and Black African	2 (2%)
	Mixed race – White and Asian	2 (2%)
	Mixed race – other	3 (3%)
	Chinese	0 (0%)
	Other ethnic group	0 (0%)
Q5	Do you consider yourself to be Gypsy/Romany/Traveller?	
	Yes	7 (8%)
	No	78 (92%)

Q6	What is your religion?	
	None	14 (16%)
	Church of England	21 (23%)
	Catholic	27 (30%)
	Protestant	0 (0%)
	Other Christian denomination	6 (7%)
	Buddhist	0 (0%)
	Hindu	0 (0%)
	Jewish	0 (0%)
	Muslim	22 (24%)
	Sikh	0 (0%)

Q7	Do you have any children?	
	Yes	13 (15%)
	No	76 (85%)

SECTION 2: ABOUT YOUR SENTENCE

Q1 What wing or house block are you currently living on?

Q2	Are you sentenced?	
	Yes	91 (100%)
	No – unsentenced/on remand	0 (0%)

Q3	What is the length of your sentence?	
	Not sentenced	0 (0%)
	Four months	11 (13%)
	Six months	6 (7%)
	Eight months	5 (6%)
	12 months	13 (15%)
	18 months	9 (10%)
	Two years	12 (14%)
	Two to four years	18 (21%)
	Four years or more	11 (13%)
	Indeterminate sentence for public protection (IPP/DPP)	2 (2%)

Q4	Approximately, how long do you have left to serve? (If you are serving life, please use the date of your next parole board.)	
	Not sentenced	0 (0%)
	Less than two months	36 (42%)
	Two to six months	20 (24%)
	Six months to one year	13 (15%)
	One year or more	16 (19%)

Q5	How long have you been in this establishment?	
	Less than one month	13 (15%)
	One to six months	45 (51%)
	Six to 12 months	18 (20%)
	One to two years	9 (10%)
	Two years or more	3 (3%)

Q6	How many times have you been in a YOI, secure children's home or secure training centre before?	
	None	28 (31%)
	Once	21 (23%)
	Two to five	38 (42%)
	More than five	3 (3%)

Q7	Have you been to any other YOI during this sentence?	
	None	38 (42%)
	One	41 (46%)
	Two	7 (8%)
	Three	2 (2%)
	More than three	2 (2%)

SECTION 3: COURTS, TRANSFERS AND ESCORTS

Q1	On your most recent journey, was the van clean?	
	Yes	37 (41%)
	No	36 (40%)
	Don't remember	17 (19%)
	Not applicable	0 (0%)

Q2	On your most recent journey, was the van comfortable?	
	Yes	11 (12%)
	No	78 (87%)
	Don't remember	1 (1%)
	Not applicable	0 (0%)
Q3	Did you feel safe on your most recent journey?	
	Yes	65 (72%)
	No	17 (19%)
	Don't remember	8 (9%)
Q4	On your most recent journey, were there any adults (over 18), or any young people of a different gender travelling with you?	
	Yes	25 (27%)
	No	55 (60%)
	Don't remember	11 (12%)
Q5	On your most recent journey, how long did you spend in the van?	
	Less than one hour	6 (7%)
	One to two hours	43 (47%)
	Two to four hours	32 (35%)
	More than four hours	7 (8%)
	Don't remember	3 (3%)
Q6	On your most recent journey, were you offered a toilet break if you needed it?	
	My journey was less than two hours	49 (55%)
	Yes	3 (3%)
	No	34 (38%)
	Don't remember	3 (3%)
Q7	On your most recent journey, were you offered anything to eat or drink?	
	My journey was less than two hours	49 (54%)
	Yes	6 (7%)
	No	34 (38%)
	Don't remember	1 (1%)

Q8	On your most recent journey, how did you feel you were treated by the escort staff?	
	Very well	8 (9%)
	Well	35 (38%)
	Neither	37 (41%)
	Badly	5 (5%)
	Very badly	3 (3%)
	Don't remember	3 (3%)

Q9	When you left court or were transferred from another establishment, were you told that you would be coming to this establishment? (Please tick all that apply to you.)	
	Yes, someone told me	66 (73%)
	Yes, I received written information	11 (12%)
	No, I was not told anything	17 (19%)
	Don't remember	1 (1%)

SECTION 4: YOUR FIRST FEW DAYS HERE

Q1	How long were you in reception?	
	Less than two hours	68 (77%)
	Two hours or longer	14 (16%)
	Don't remember	6 (7%)

Q2	Were you seen by a member of healthcare staff in reception?	
	Yes	81 (90%)
	No	5 (6%)
	Don't remember	4 (4%)

Q3	When you were searched, was this carried out in an understanding way?	
	Yes	76 (84%)
	No	9 (10%)
	Don't remember	5 (6%)

Q4	Overall, how well did you feel you were treated in reception?	
	Very well	13 (14%)
	Well	45 (50%)
	Neither	22 (24%)
	Badly	6 (7%)
	Very badly	1 (1%)
	Don't remember	3 (3%)

Q5 When you first arrived here, did staff ask if you needed help or support with any of the following things?
(Please tick all that apply to you.)

Not being able to smoke	41 (48%)	Money worries	11 (13%)
Loss of property	12 (14%)	Feeling low/upset/needing someone to talk to	26 (31%)
Housing problems	14 (16%)	Health problems	48 (56%)
Needing protection from other young people	17 (20%)	Getting phone numbers	36 (42%)
Letting family know where you are	52 (61%)	Staff did not ask me about any of these	13 (15%)

Q6 When you first arrived here, did you have any of the following problems?
(Please tick all that apply to you.)

Not being able to smoke	41 (48%)	Money worries	12 (14%)
Loss of property	13 (15%)	Feeling low/upset/needing someone to talk to	7 (8%)
Housing problems	16 (19%)	Health problems	10 (12%)
Needing protection from other young people	6 (7%)	Getting phone numbers	30 (35%)
Letting family know where you are	21 (25%)	I did not have any problems	23 (27%)

Q7 When you first arrived here, were you given any of the following? (Please tick all that apply to you.)

A reception pack	82 (91%)
The opportunity to have a shower	30 (33%)
Something to eat	77 (86%)
A free phone call to friends/family	87 (97%)
Information about the PIN telephone system	51 (57%)
Information about feeling low/upset	33 (37%)
Don't remember	3 (3%)
I was not given any of these	0 (0%)

Q8 Within your first 24 hours here, did you have access to the following people or services?
(Please tick all that apply.)

Chaplain or religious leader	46 (52%)
Someone from healthcare	62 (70%)
Peer support/peer mentor/Listener/Samaritans	22 (25%)
The prison shop/canteen	16 (18%)
Don't remember	7 (8%)
I did not have access to any of these	13 (15%)

Q9	Did you feel safe on your first night at this establishment?	
	Yes	75 (83%)
	No	10 (11%)
	Don't remember	5 (6%)

Q10	How soon after your arrival did you go on an induction course?	
	I have not been on an induction course	8 (9%)
	Within the first week	64 (71%)
	More than a week	13 (14%)
	Don't remember	5 (6%)

Q11	Did the induction course cover everything you needed to know about the establishment?	
	I have not been on an induction course	8 (9%)
	Yes	46 (53%)
	No	18 (21%)
	Don't remember	15 (17%)

SECTION 5: DAILY LIFE AND RESPECT

Q1	Can you normally have a shower every day if you want to?	
	Yes	36 (40%)
	No	52 (58%)
	Don't know	2 (2%)

Q2	Is your cell call bell normally answered within five minutes?	
	Yes	20 (22%)
	No	64 (72%)
	Don't know	5 (6%)

Q3	What is the food like here?	
	Very good	0 (0%)
	Good	17 (19%)
	Neither	26 (29%)
	Bad	24 (27%)
	Very bad	23 (26%)

Q4	Does the shop/canteen sell a wide enough variety of products?	
	I have not bought anything yet	1 (1%)
	Yes	36 (40%)
	No	52 (58%)
	Don't know	1 (1%)

Q5 How easy is it for you to attend religious services?

I don't want to attend religious services	8 (9%)
Very easy	33 (37%)
Easy	24 (27%)
Neither	9 (10%)
Difficult	7 (8%)
Very difficult	4 (4%)
Don't know	5 (6%)

Q6 Please answer the following questions about religion:

	Yes	No	Don't know/ not applicable
Do you feel your religious beliefs are respected?	53 (62%)	13 (15%)	20 (23%)
Can you speak to a religious leader in private if you want to?	64 (75%)	5 (6%)	16 (19%)

Q7 Please answer the following questions about staff here:

	Yes	No
Is there a member of staff you feel you can turn to for help if you have a problem?	50 (58%)	36 (42%)
Do most staff treat you with respect?	54 (64%)	30 (36%)

SECTION 6: HEALTHCARE**Q1 What do you think of the overall quality of the healthcare?**

I have not been to healthcare	8 (9%)
Very good	13 (14%)
Good	41 (45%)
Neither	17 (19%)
Bad	7 (8%)
Very bad	5 (5%)

Q2 Is it easy to see the following people if you need to?

	Yes	No	Don't know
The doctor	52 (59%)	26 (30%)	10 (11%)
The nurse	68 (76%)	12 (13%)	9 (10%)
The dentist	42 (49%)	29 (34%)	15 (17%)
The optician	27 (33%)	36 (43%)	20 (24%)
The pharmacist	24 (29%)	33 (40%)	26 (31%)

Q3	Have you had any problems getting your medication?		
	I am not taking any medication		55 (63%)
	Yes		12 (14%)
	No		21 (24%)
Q4	Please answer the following questions about alcohol:		
		Yes	No
	Did you have problems with alcohol when you first arrived here?	8 (9%)	82 (91%)
	Do you have problems with alcohol now?	2 (2%)	86 (98%)
	Have you received any help with alcohol problems in this prison?	6 (7%)	82 (93%)
Q5	Please answer the following questions about drugs:		
		Yes	No
	Did you have problems with drugs when you first arrived here?	24 (27%)	66 (73%)
	Do you have problems with drugs now?	8 (9%)	80 (91%)
	Have you received any help with drugs problems in this prison?	22 (25%)	66 (75%)
Q6	How easy is it to get illegal drugs here?		
	Very easy		9 (10%)
	Easy		9 (10%)
	Neither		11 (13%)
	Difficult		7 (8%)
	Very difficult		12 (14%)
	Don't know		38 (44%)
Q7	Do you feel you have any emotional or mental health problems?		
	Yes		15 (18%)
	No		70 (82%)
Q8	If you have emotional or mental health problems, are you being helped by any of the following people?		
	I do not have any/I am not getting any help		79 (93%)
	Doctor		2 (2%)
	Nurse		1 (1%)
	Psychiatrist/psychologist		3 (4%)
	Counsellor		0 (0%)
	Other		1 (1%)

SECTION 7: APPLICATIONS AND COMPLAINTS

Q1	Do you know how to make an application?			
	Yes			80 (90%)
	No			9 (10%)
Q2	Is it easy to make an application?			
	Yes			71 (80%)
	No			9 (10%)
	Don't know			9 (10%)
Q3	Please answer the following questions about applications:			
		I have not made an application	Yes	No
	Do you feel applications are sorted out fairly?	25 (28%)	38 (43%)	26 (29%)
	Do you feel applications are sorted out promptly (within seven days)?	25 (29%)	26 (30%)	36 (41%)
Q4	Do you know how to make a complaint?			
	Yes			77 (88%)
	No			11 (13%)
Q5	Is it easy to make a complaint?			
	Yes			62 (70%)
	No			10 (11%)
	Don't know			16 (18%)
Q6	Please answer the following questions about complaints:			
		I have not made a complaint	Yes	No
	Do you feel complaints are sorted out fairly?	35 (40%)	20 (23%)	33 (38%)
	Do you feel complaints are sorted out promptly (within seven days)?	35 (40%)	21 (24%)	32 (36%)
	Have you ever been encouraged to withdraw a complaint?	35 (41%)	10 (12%)	40 (47%)
Q7	Can you speak to the following people when you need to?			
		Yes	No	Don't know
	A peer mentor/peer support/Listener	34 (39%)	18 (20%)	36 (41%)
	A member of the IMB (Independent Monitoring Board)	36 (42%)	14 (16%)	35 (41%)
	An advocate (an outside person to help you)	36 (42%)	10 (12%)	40 (47%)

SECTION 8: REWARDS, SANCTIONS AND DISCIPLINE

Q1	What level of the rewards and sanctions scheme are you on?	
	Don't know what the rewards and sanctions scheme is	2 (2%)
	Enhanced (top)	11 (13%)
	Standard (middle)	63 (73%)
	Basic (bottom)	9 (10%)
	Don't know	1 (1%)
Q2	Do you feel you have been treated fairly in your experience of the rewards and sanctions scheme?	
	Don't know what the rewards and sanctions scheme is	2 (2%)
	Yes	27 (31%)
	No	49 (56%)
	Don't know	10 (11%)
Q3	Do the different levels of the rewards and sanctions scheme encourage you to change your behaviour?	
	Don't know what the rewards and sanctions scheme is	2 (2%)
	Yes	35 (40%)
	No	46 (53%)
	Don't know	4 (5%)
Q4	Have you have had a 'nicking' (adjudication) since you have been in this establishment?	
	Yes	62 (70%)
	No	25 (28%)
	Don't know	1 (1%)
Q5	If you have had a 'nicking' (adjudication), was the process explained clearly to you?	
	I have not had an adjudication	25 (28%)
	Yes	55 (62%)
	No	9 (10%)
Q6	If you have been physically restrained (C and R), how many times has this happened since you have been in this establishment?	
	I have not been restrained	54 (63%)
	Once	14 (16%)
	Twice	9 (10%)
	Three times	0 (0%)
	More than three times	9 (10%)

Q7 If you have spent a night in the care and separation unit, how were you treated by staff?

I have not been to the care and separation unit	67 (80%)
Very well	3 (4%)
Well	5 (6%)
Neither	5 (6%)
Badly	3 (4%)
Very badly	1 (1%)

SECTION 9: SAFETY

Q1 Have you ever felt unsafe in this establishment?

Yes	31 (35%)
No	58 (65%)

Q2 If you have ever felt unsafe, in which areas of this establishment do you/have you ever felt unsafe? (Please tick all that apply to you.)

Never felt unsafe	58 (67%)	At meal times	4 (5%)
Everywhere	8 (9%)	At healthcare	5 (6%)
Care and separation unit	2 (2%)	Visits area	9 (10%)
Association areas	12 (14%)	In wing showers	14 (16%)
Reception area	0 (0%)	In gym showers	16 (18%)
At the gym	17 (20%)	In corridors/stairwells	13 (15%)
In an exercise yard	5 (6%)	On your landing/wing	5 (6%)
At work	8 (9%)	In your cell	1 (1%)
At education	13 (15%)		

Q3 Has another young person or group of young people victimised you in this establishment (e.g. insulted or assaulted you)?

Yes	20 (23%)
No	67 (77%)

Q4 If yes, what did the incident(s) involve/what were they about? (Please tick all that apply to you.)

Insulting remarks (about you, your family or friends)	12 (14%)	Because of drugs	0 (0%)
Physical abuse (being hit, kicked or assaulted)	7 (8%)	Having your canteen/property taken	3 (3%)
Sexual abuse	0 (0%)	Because you were new here	7 (8%)
Because of your race or ethnic origin	2 (2%)	Because you are from a different part of the country	3 (3%)
Because of your religious beliefs	0 (0%)	Because of gang related issues	6 (7%)
Because you have a disability	1 (1%)	Because of your offence/crime	2 (2%)

Q6	Has a member of staff or group of staff victimised you in this establishment (e.g. insulted or assaulted you)?		
	Yes	21 (24%)	
	No	67 (76%)	
Q7	If yes, what did the incident(s) involve/what were they about? (Please tick all that apply to you.)		
	Insulting remarks (about you, your family or friends)	14 (16%)	Because of drugs 1 (1%)
	Physical abuse (being hit, kicked or assaulted)	2 (2%)	Having your canteen/property taken 0 (0%)
	Sexual abuse	0 (0%)	Because you were new here 4 (5%)
	Because of your race or ethnic origin	4 (5%)	Because you are from a different part of the country 0 (0%)
	Because of your religious beliefs	1 (1%)	Because of gang related issues 2 (2%)
	Because you have a disability	0 (0%)	Because of your offence/crime 1 (1%)
Q9	If you were being victimised who would you tell?		
	No one	38 (49%)	Teacher/education staff 4 (5%)
	Personal officer	13 (17%)	Gym staff 1 (1%)
	Wing officer	14 (18%)	Listener/Samaritan/Buddy 5 (6%)
	Chaplain	5 (6%)	Another young person here 16 (21%)
	Healthcare staff	1 (1%)	Family/friends 21 (27%)
	Other – please specify	18 (100%)	
Q10	Do you think staff would take it seriously if you told them you had been victimised?		
	Yes		29 (33%)
	No		32 (37%)
	Don't know		26 (30%)
Q11	Is shouting through the windows a problem here?		
	Yes		34 (39%)
	No		47 (54%)
	Don't know		6 (7%)
Q12	Have staff checked on you personally in the last week to see how you are getting on?		
	Yes		21 (24%)
	No		65 (76%)

SECTION 10: ACTIVITIES

Q1	How old were you when you were last at school?				
	14 or under			33 (38%)	
	15 or over			55 (63%)	
Q2	Please answer the following questions about school:				
		Yes	No	Not applicable	
	Have you ever been excluded from school?	81 (92%)	7 (8%)	0 (0%)	
	Did you used to truant from school?	59 (72%)	18 (22%)	5 (6%)	
Q3	Do you currently take part in any of the following activities? (Please tick all that apply to you.)				
	Education			63 (72%)	
	A job in this establishment			22 (25%)	
	Vocational or skills training			17 (20%)	
	Offending behaviour programmes			9 (10%)	
	I am not currently involved in any of these			8 (9%)	
Q4	If you have been involved in any of the following activities, in this establishment, do you think they will help you when you leave prison?				
		Not been involved	Yes	No	Don't know
	Education	5 (6%)	42 (51%)	27 (33%)	8 (10%)
	A job in this establishment	10 (16%)	24 (39%)	21 (34%)	6 (10%)
	Vocational or skills training	11 (17%)	25 (40%)	18 (29%)	9 (14%)
	Offending behaviour programmes	17 (29%)	11 (19%)	20 (34%)	10 (17%)
Q5	Do you usually have association every day?				
	Yes			31 (36%)	
	No			56 (64%)	
	Don't know			0 (0%)	
Q6	How many times do you usually go to the gym each week?				
	Don't want to go			10 (11%)	
	None			10 (11%)	
	One to two times			24 (28%)	
	Three to five times			24 (28%)	
	More than five times			15 (17%)	
	Don't know			4 (5%)	

Q7	Can you usually go outside for exercise every day?	
	Don't want to go	1 (1%)
	Yes	1 (1%)
	No	79 (92%)
	Don't know	5 (6%)

SECTION 11: KEEPING IN TOUCH WITH FAMILY AND FRIENDS

Q1	Are you able to use the telephone every day, if you want to?	
	Yes	23 (26%)
	No	65 (74%)
	Don't know	0 (0%)

Q2	Have you had any problems with sending or receiving mail (letters or parcels)?	
	Yes	35 (40%)
	No	47 (53%)
	Don't know	6 (7%)

Q3	How easy is it for your family and friends to visit you here?	
	Very easy	7 (8%)
	Easy	24 (27%)
	Neither	16 (18%)
	Difficult	17 (19%)
	Very difficult	20 (23%)
	Don't know	4 (5%)

Q4	How many visits have you had from family or friends in the last month?	
	I don't get visits	11 (13%)
	None	23 (26%)
	One	23 (26%)
	Two	18 (20%)
	Three	5 (6%)
	More than three	7 (8%)
	Don't know	1 (1%)

Q5	Do your visits start on time?	
	I don't get visits	11 (13%)
	Yes	34 (40%)
	No	28 (33%)
	Don't know	13 (15%)

Q6 How are you and your family/friends treated by visits staff?

I don't get visits	11 (13%)
Very well	11 (13%)
Well	26 (31%)
Neither	16 (19%)
Badly	4 (5%)
Very badly	1 (1%)
Don't know	16 (19%)

SECTION 12: PREPARATION FOR RELEASE**Q1 When did you first meet your personal officer?**

I still have not met him/her	21 (24%)
In your first week	27 (31%)
After your first week	25 (29%)
Don't remember	14 (16%)

Q2 How often do you see your personal officer?

I still have not met him/her	21 (24%)
At least once a week	31 (36%)
Less than once a week	34 (40%)

Q3 Do you feel your personal officer has helped you?

I still have not met him/her	21 (25%)
Yes	30 (36%)
No	33 (39%)

Q4 Do you have a training plan?

Not sentenced	0 (0%)
Yes	44 (49%)
No	28 (31%)
Don't know	17 (19%)

Q5 Please answer the following questions about training plans:

	I don't have a training plan	Yes	No	Don't know
Were you involved in the development of your training plan?	28 (32%)	28 (32%)	7 (8%)	24 (28%)
Do you understand the targets that have been set in your training plan?	28 (33%)	34 (40%)	3 (3%)	21 (24%)
Can you see your training plan when you want to?	8 (33%)	16 (19%)	8 (9%)	34 (40%)

Q6	Has your YOT worker been in touch since you arrived at this establishment?			
	Yes			76 (87%)
	No			11 (13%)
Q7	Do you know how to get in touch with your YOT worker?			
	Yes			44 (51%)
	No			42 (49%)
Q8	Please answer the following questions about your release:			
		Yes	No	Don't know
	Have you had a say in what will happen to you when you are released?	35 (41%)	40 (47%)	11 (13%)
	Are you planning on going to school or college after release?	54 (62%)	21 (24%)	12 (14%)
	Do you have a job to go to on release?	17 (20%)	60 (71%)	8 (9%)
Q9	Do you know who to contact to get help with any of the following for when you leave? (Please tick all that apply to you.)			
	Finding accommodation			37 (47%)
	Getting into school or college			44 (56%)
	Getting a job			40 (51%)
	Help with money/finances			30 (38%)
	Help with claiming benefits			25 (32%)
	Continuing health services			17 (22%)
	Opening a bank account			33 (42%)
	Avoiding bad relationships			22 (28%)
	I don't know who to contact			19 (24%)
Q10	Do you think you will have a problem with any of the following when you leave? (Please tick all that apply to you.)			
	Finding accommodation			22 (27%)
	Getting into school or college			24 (29%)
	Getting a job			39 (48%)
	Money/finances			37 (45%)
	Claiming benefits			20 (24%)
	Continuing health services			10 (12%)
	Opening a bank account			12 (15%)
	Avoiding bad relationships			21 (26%)
	I won't have any problems			26 (32%)

Q11 Is there anything you would still like help with before you are released?

Yes	32 (40%)
No	37 (46%)
Don't know	12 (15%)

Q12 What is most likely to stop you offending in the future? (Please tick all that apply to you.)

Not sentenced	0 (0%)	Having a mentor (someone you can ask for advice)	10 (12%)
Nothing, it is up to me	19 (23%)	Having a YOT worker or social worker that I get on with	23 (28%)
Making new friends outside	14 (17%)	Having children	14 (17%)
Going back to live with my family	21 (26%)	Having something to do that isn't crime	34 (42%)
Getting a place of my own	29 (36%)	This sentence	21 (26%)
Getting a job	46 (57%)	Getting into school/college	38 (47%)
Having a partner (girlfriend or boyfriend)	24 (30%)	Talking about my offending behaviour with staff	8 (10%)
Staying off alcohol/drugs	26 (32%)	Anything else	7 (9%)

Q13 Do you want to stop offending?

Not sentenced	0 (0%)
Yes	74 (88%)
No	6 (7%)
Don't know	4 (5%)

Q14 Have you done anything, or has anything happened to you in this establishment, that you think will make you less likely to offend in the future?

Not sentenced	0 (0%)
Yes	34 (40%)
No	50 (60%)